



# Electronic Hook Switch for NEC

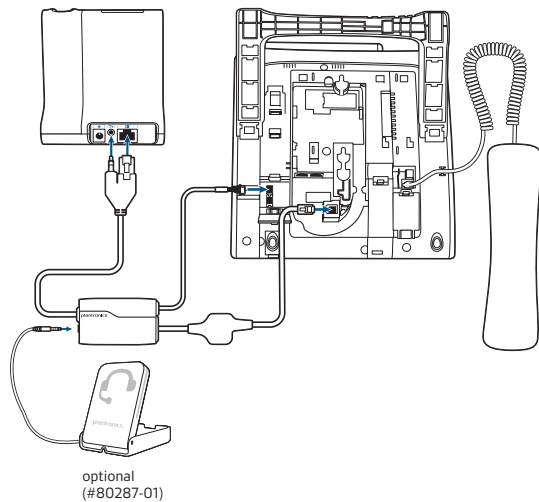
<p><b>NEC</b></p> <p>DESK PHONE MODELS DT 330/430 DT 730 DT 750 DT830/830G</p> 	+	<p><b>EHS Cable</b></p> <p>APN-91 PN: 89280-11</p> 	+	<p><b>Plantronics Audio Solutions</b></p> <div style="display: flex; justify-content: space-around;"> <div data-bbox="1207 316 1312 365"> </div> <div data-bbox="1228 365 1354 503"> </div> <div data-bbox="1407 357 1522 503"> </div> <div data-bbox="1585 406 1732 511"> </div> <div data-bbox="1816 341 1942 503"> </div> </div> <div style="display: flex; justify-content: space-around; margin-top: 10px;"> <div data-bbox="1207 519 1365 625"> <p><b>SAVI 700 SERIES</b> Wireless headset system manages PC, mobile and desk phone calls</p> </div> <div data-bbox="1386 519 1554 625"> <p><b>CS500/CS500 XD SERIES</b> Wireless headsets manage desk phone calls</p> </div> <div data-bbox="1575 519 1764 625"> <p><b>MDA200</b> Enables USB connectivity to the desk phone to manage both PC and desk phone calls</p> </div> <div data-bbox="1785 519 1974 625"> <p><b>VOYAGER LEGEND CS</b> Wireless Bluetooth headset system manages desk phone and mobile calls</p> </div> </div>
--	---	---	---	---

## EHS Setup

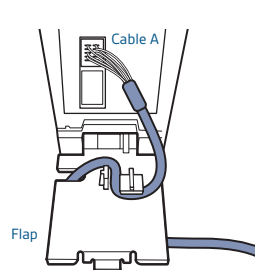
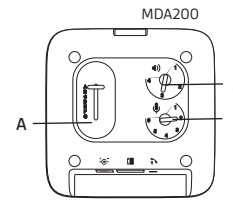
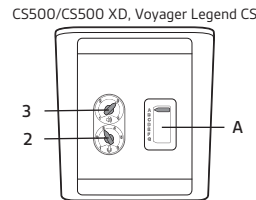
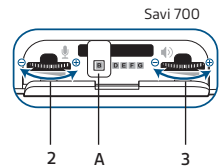
Use the EHS setup below to automatically answer a desk phone call by pressing a button on your Savi 700 Series or CS500 Series headset or MDA200 or Voyager Legend CS.

**NEC MODELS:** DT 330/430, DT 730, DT 750, DT830/830G

### SETUP



### CONFIGURATION



Install the ringer detect device on the phone over the speaker, under the handset. This is then plugged into the socket mounted midway along the audio cable. Supports only DT700/300 Series. Please contact NEC for more information.

**⚠ Note:** Disconnect the phone from the network cable prior to installing the EHS cable. Insert cable "A" per diagram, and install the plastic flap included with the APN-91 cable, per the diagram prior to reconnecting the network connection. Please wait 20-30 seconds after all connections are made before pressing the headset button to make a call. Please contact NEC for more information.

\*The NEC DT Series phones come in 2 versions, the std SIP (used with NEC product SIP@NET and 3C) and the i-SIP/N-SIP versions which are used with the SV8100, SV8300 and SV8500. The APN-91 only works with the i-SIP/N-SIP versions of the DT700 terminals.

For phone set-up, please refer to your specific phone manufacturers instructions.