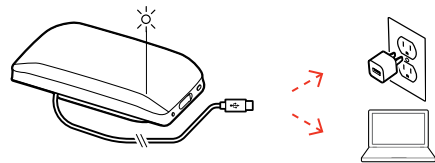


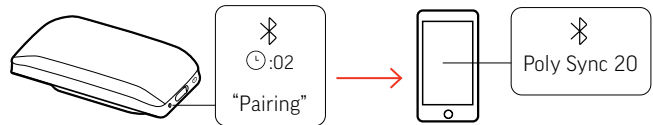
FIRST-TIME USE

Activate by connecting USB cable to power source until LEDs light up

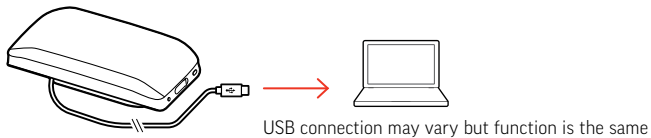


Choose from 3 different setups (1, 2 or 3)

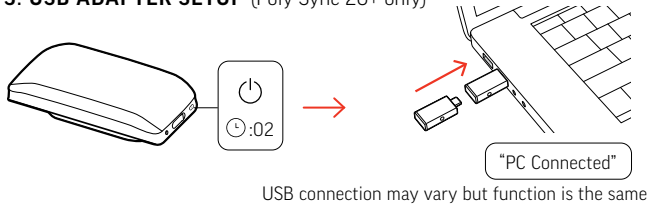
1. MOBILE SETUP (PAIR)



2. CORDED SETUP



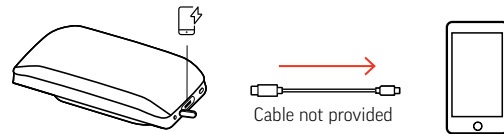
3. USB ADAPTER SETUP (Poly Sync 20+ only)



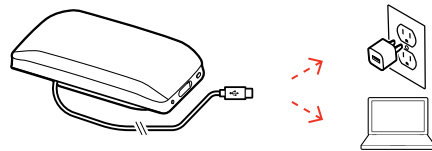
CHARGE YOUR PHONE

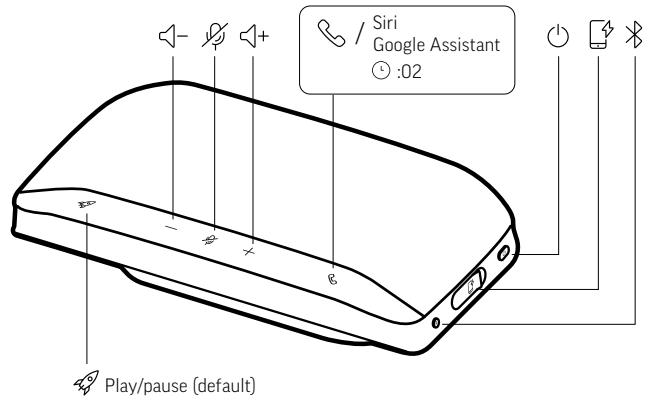
With your speakerphone powered on, connect your phone.*

*Speakerphone battery level must be medium or higher. Connection provides power only.




CHARGE YOUR SPEAKERPHONE



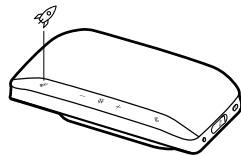


 poly.com/support

CUSTOMIZE YOUR SPEAKERPHONE

Configure your Rocket  button feature in Poly Lens Desktop App. Choose from play/pause music (default), device status check and more.

 poly.com/lens



© 2021 Plantronics, Inc. All rights reserved. Poly, the propeller design, and the Poly logo are trademarks of Plantronics, Inc. Bluetooth is a registered trademark of Bluetooth SIG, Inc. and any use by Plantronics, Inc. is under license. All other trademarks are the property of their respective owners. Manufactured by Plantronics, Inc.

215633-03 Rev C 02.21
Model ID: SY20/SY20-M USB-A/USB-C (may be followed by /BT600 or /BT600C)



Recyclable where facilities exist



QUICK START

POLY SYNC 20 SERIES